

Project Title: **Spring 2021 Evaluations**

Courses Audience: **17**
Responses Received: **8**
Response Ratio: **47.06%**

Subject Details

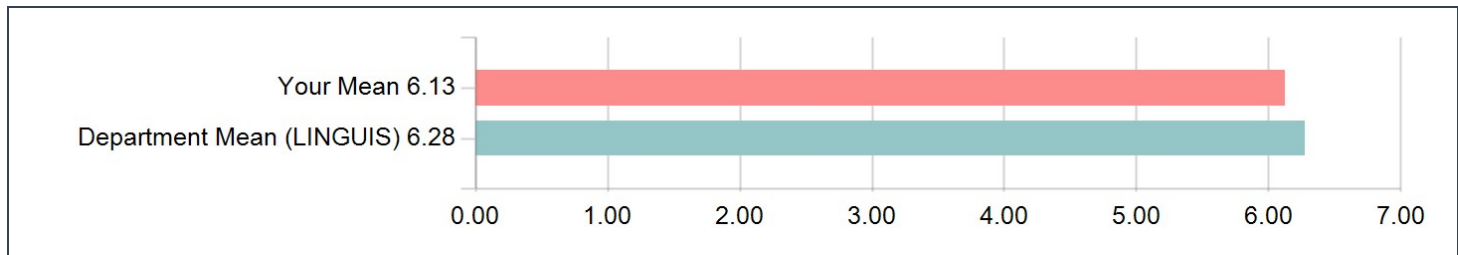
Name	LINGUIS 120 DIS 102 SYNTAX
DEPT_NAME	LINGUIS
DEPT_FORM	LINGUIS
EVALUATION_TYPE	G
First Name	Edwin
Last Name	Ko

FOR YOUR INFORMATION: Please note that "Department Mean" for each rating question is calculated using all sections in your department. This may include both Faculty and GSIs depending on whether the department has selected a question item to be used for both.

UNIVERSITY WIDE QUESTIONS (QUANTITATIVE/RATING):

The items in this section are asked across all courses at Berkeley.

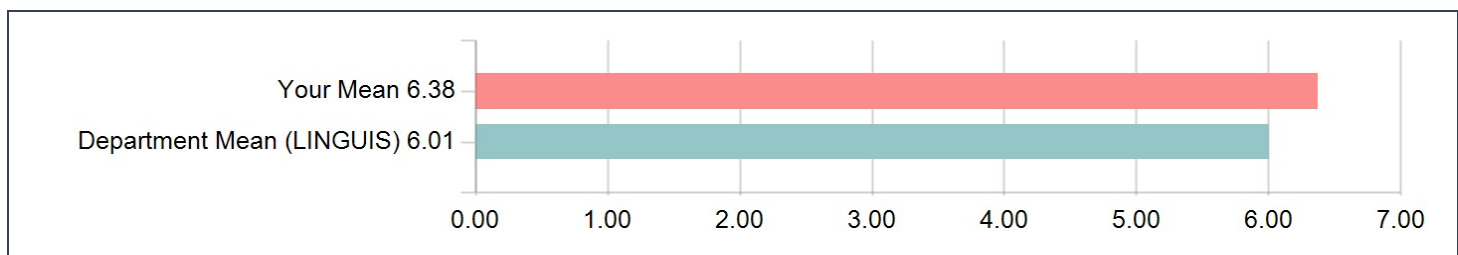
Considering both the limitations and possibilities of the subject matter and the course, how would you rate the overall effectiveness of this graduate student instructor?



Considering both the limitations and possibilities of the subject matter and the course, how would you rate the overall effectiveness of this graduate student instructor?

Options	Count	Percentage
1-Not at all Effective	0	0.00%
2	0	0.00%
3	0	0.00%
4-Moderately Effective	1	12.50%
5	1	12.50%
6	2	25.00%
7-Extremely Effective	4	50.00%
Statistics	Value	
Response Count	8	
Mean	6.13	
Median	6.50	
Standard Deviation	1.13	

Considering both the limitations and possibilities of the subject matter and the course, how would you rate the overall effectiveness of this course?



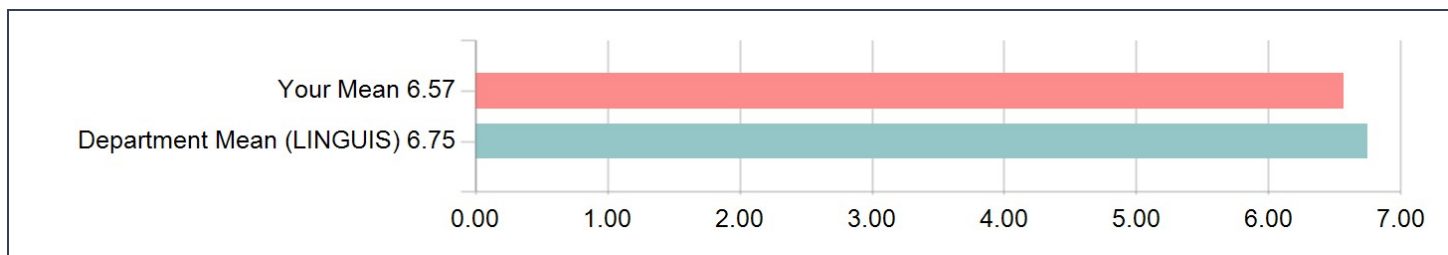
Considering both the limitations and possibilities of the subject matter and the course, how would you rate the overall effectiveness of this course?

Options	Count	Percentage
1-Not at all Effective	0	0.00%
2	0	0.00%
3	0	0.00%
4-Moderately Effective	1	12.50%
5	1	12.50%
6	0	0.00%
7-Extremely Effective	6	75.00%
Statistics		Value
Response Count	8	
Mean	6.38	
Median	7.00	
Standard Deviation	1.19	

DEPARTMENT PROVIDED INSTRUCTOR QUESTIONS:

Items in this section were selected by LINGUIS for inclusion on this evaluation.

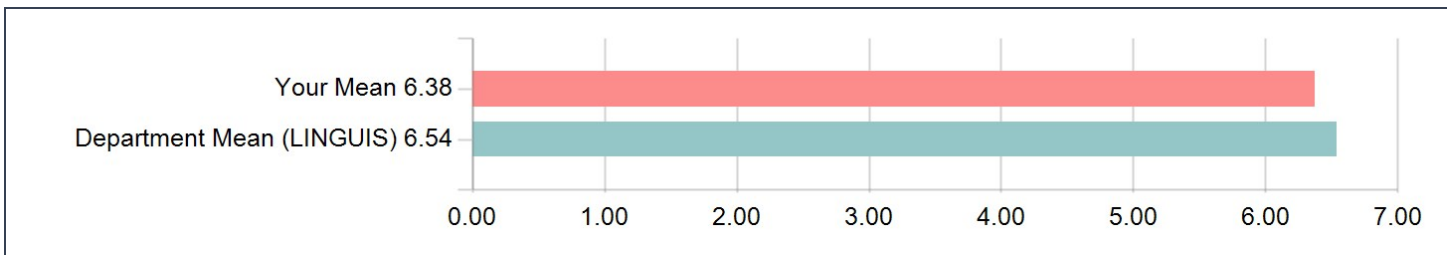
The GSI treats students with respect



The GSI treats students with respect

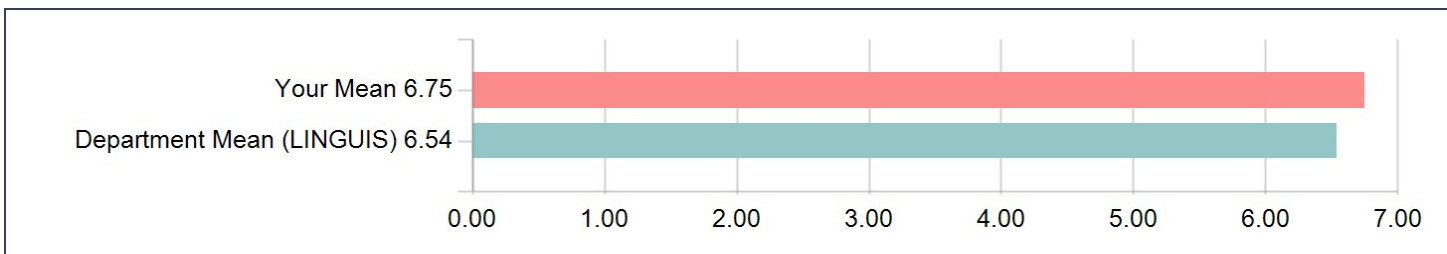
Options	Count	Percentage
1-Not at all	0	0.00%
2	0	0.00%
3	0	0.00%
4-Somewhat	1	14.29%
5	0	0.00%
6	0	0.00%
7-Very	6	85.71%
Statistics		Value
Response Count	7	
Mean	6.57	
Median	7.00	
Standard Deviation	1.13	

The GSI answers questions to your satisfaction



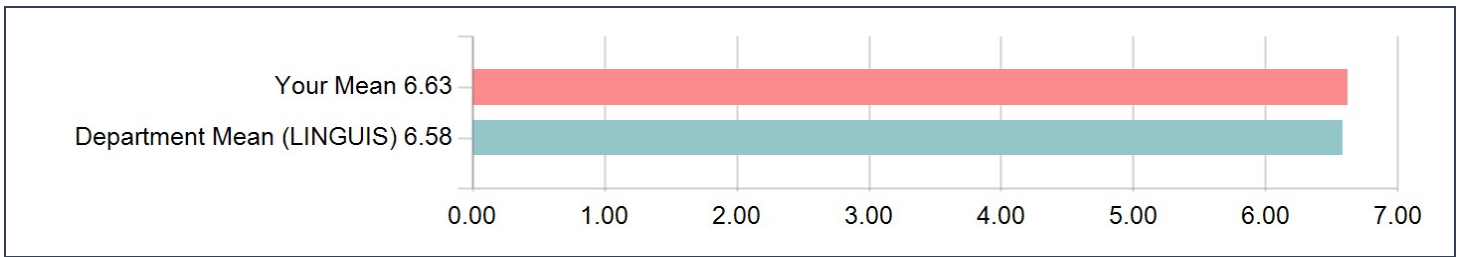
The GSI answers questions to your satisfaction		
Options	Count	Percentage
1-Not at all	0	0.00%
2	0	0.00%
3	0	0.00%
4-Somewhat	1	12.50%
5	1	12.50%
6	0	0.00%
7-Very	6	75.00%
Statistics	Value	
Response Count	8	
Mean	6.38	
Median	7.00	
Standard Deviation	1.19	

The GSI is easy to talk to



The GSI is easy to talk to		
Options	Count	Percentage
1-Not at all	0	0.00%
2	0	0.00%
3	0	0.00%
4-Somewhat	0	0.00%
5	1	12.50%
6	0	0.00%
7-Very	7	87.50%
Statistics	Value	
Response Count	8	
Mean	6.75	
Median	7.00	
Standard Deviation	0.71	

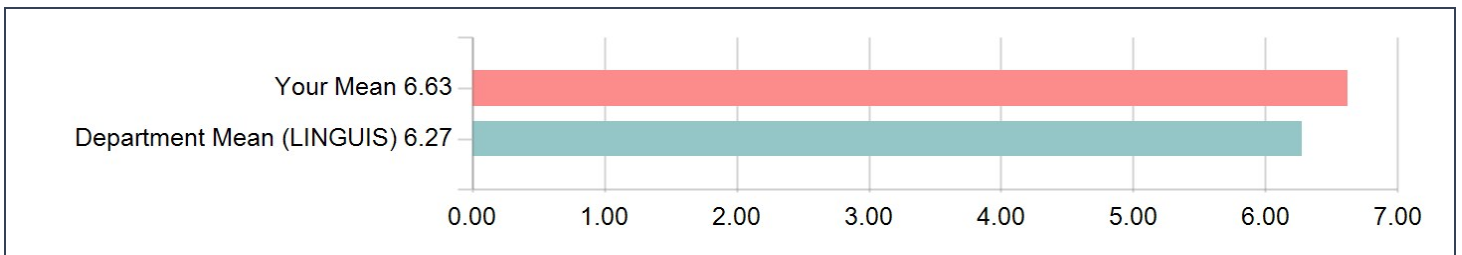
The GSI encourages students to ask questions, express opinions, and voice concerns



The GSI encourages students to ask questions, express opinions, and voice concerns

Options	Count	Percentage
1-Not at all	0	0.00%
2	0	0.00%
3	0	0.00%
4-Somewhat	1	12.50%
5	0	0.00%
6	0	0.00%
7-Very	7	87.50%
Statistics	Value	
Response Count	8	
Mean	6.63	
Median	7.00	
Standard Deviation	1.06	

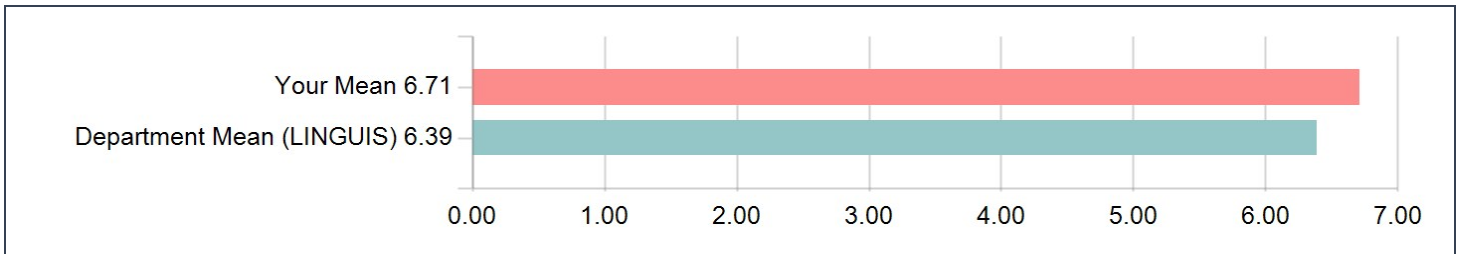
The GSI recognizes when the class does not understand the material



The GSI recognizes when the class does not understand the material

Options	Count	Percentage
1-Not at all	0	0.00%
2	0	0.00%
3	0	0.00%
4-Somewhat	1	12.50%
5	0	0.00%
6	0	0.00%
7-Very	7	87.50%
Statistics	Value	
Response Count	8	
Mean	6.63	
Median	7.00	
Standard Deviation	1.06	

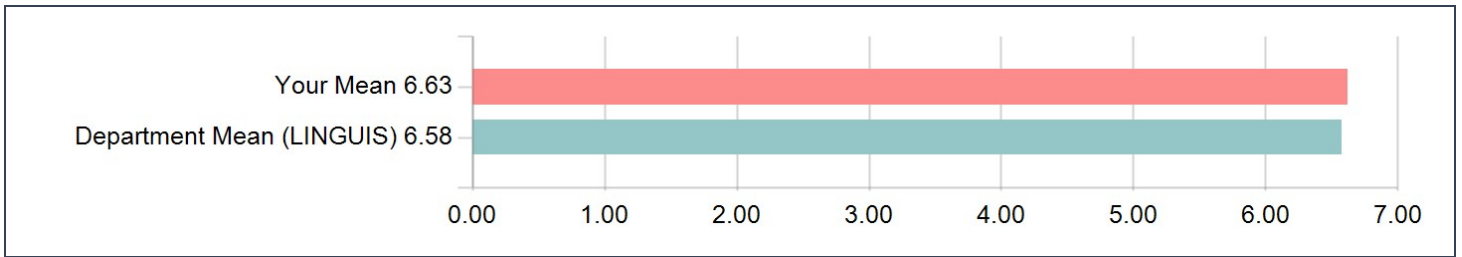
The GSI provided useful feedback on student work



The GSI provided useful feedback on student work

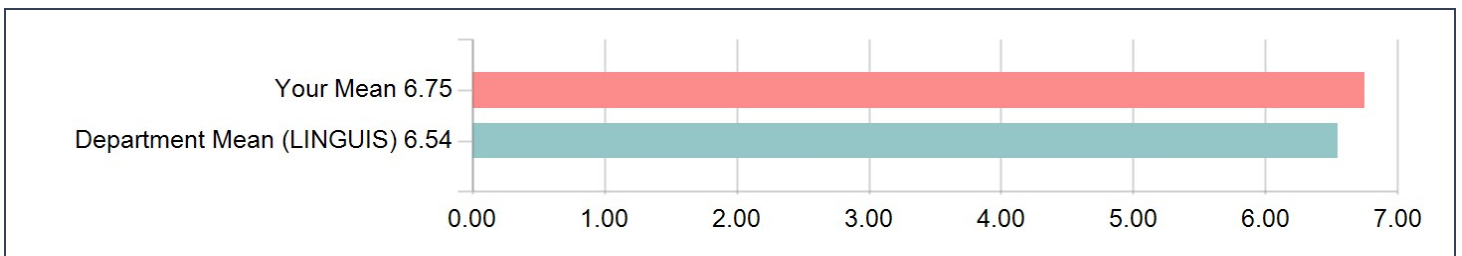
Options	Count	Percentage
1-Not at all	0	0.00%
2	0	0.00%
3	0	0.00%
4-Somewhat	0	0.00%
5	1	14.29%
6	0	0.00%
7-Very	6	85.71%
Statistics	Value	
Response Count	7	
Mean	6.71	
Median	7.00	
Standard Deviation	0.76	

The GSI is enthusiastic about subject matter



The GSI is enthusiastic about subject matter		
Options	Count	Percentage
1-Not at all	0	0.00%
2	0	0.00%
3	0	0.00%
4-Somewhat	1	12.50%
5	0	0.00%
6	0	0.00%
7-Very	7	87.50%
Statistics	Value	
Response Count	8	
Mean	6.63	
Median	7.00	
Standard Deviation	1.06	

GSI's sections have a clear sense of purpose



GSI's sections have a clear sense of purpose		
Options	Count	Percentage
1-Not at all	0	0.00%
2	0	0.00%
3	0	0.00%
4-Somewhat	0	0.00%
5	1	12.50%
6	0	0.00%
7-Very	7	87.50%
Statistics	Value	
Response Count	8	
Mean	6.75	
Median	7.00	
Standard Deviation	0.71	

What did you especially appreciate/not appreciate about your GSI? What could the GSI have done to make your learning experience better? What worked well? What didn't work? What could be improved?

Comments
edwin's great at knowing when students have questions and making students comfortable asking them in section
My GSI, Edwin, was hand down the one of the best GSIs I've ever had at Berkeley! I felt like I learned a lot more from him in section than I did in lecture. He is very friendly, welcoming, and knows how to break down explanations step by step for us to understand. He has a great sense of humor and is at the same time very professional, and connects well with us students. He organizes section well, has neat handwriting, and uses a drawing tablet with color to explain, and it's very helpful. Something that I appreciate a lot was his patience and how he treated us students with respect— always answering questions, no matter how complicated or basic they were. I really enjoyed being in his class, and learned a lot from him during office hours! Thank you, Edwin!!! :)
Willing to provide videos of explain homework or section material.
Edwin is such an amazing GSI! Discussions really helped solidify lecture concepts. He also really listened to students and their feedback. His help during office hours were much appreciated. Just wish I could've seen his cats! Easy to talk to and a great lecturer.
I really appreciated that Edwin would take the time to make sure that all students understood the material and what was being said in section. Also, Edwin's section handouts were amazing and really helped me understand the material.
I appreciated that the GSI would thoroughly explained something whenever someone was confused. I liked that the work we did in section was similar to the homework because it helped understand what we were suppose to do in the homework.

Project Title: **Spring 2021 Evaluations**

Courses Audience: **15**
Responses Received: **6**
Response Ratio: **40.0%**

Subject Details

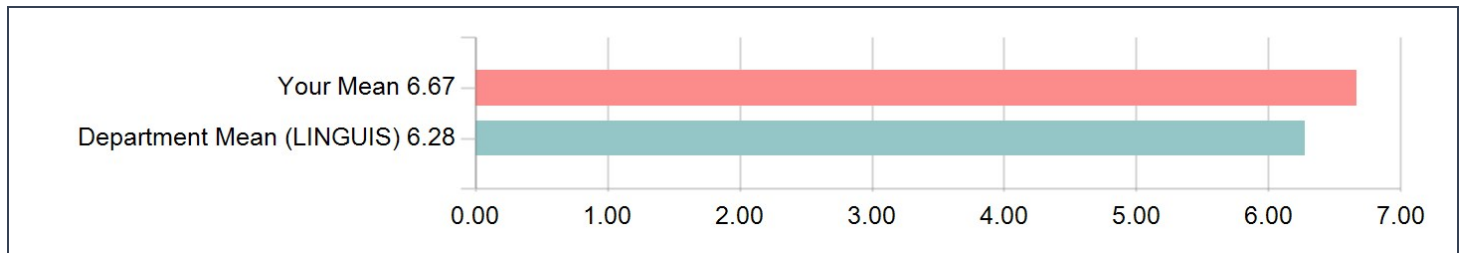
Name	LINGUIS 120 DIS 104 SYNTAX
DEPT_NAME	LINGUIS
DEPT_FORM	LINGUIS
EVALUATION_TYPE	G
First Name	Edwin
Last Name	Ko

FOR YOUR INFORMATION: Please note that "Department Mean" for each rating question is calculated using all sections in your department. This may include both Faculty and GSIs depending on whether the department has selected a question item to be used for both.

UNIVERSITY WIDE QUESTIONS (QUANTITATIVE/RATING):

The items in this section are asked across all courses at Berkeley.

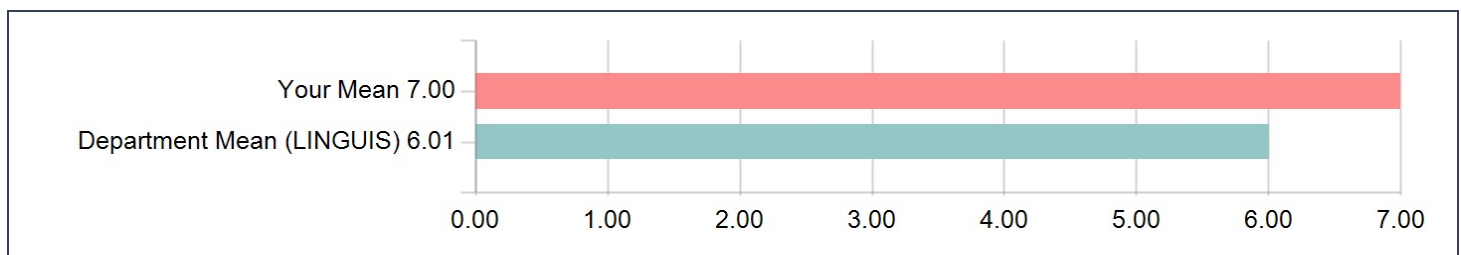
Considering both the limitations and possibilities of the subject matter and the course, how would you rate the overall effectiveness of this graduate student instructor?



Considering both the limitations and possibilities of the subject matter and the course, how would you rate the overall effectiveness of this graduate student instructor?

Options	Count	Percentage
1-Not at all Effective	0	0.00%
2	0	0.00%
3	0	0.00%
4-Moderately Effective	0	0.00%
5	0	0.00%
6	2	33.33%
7-Extremely Effective	4	66.67%
Statistics	Value	
Response Count	6	
Mean	6.67	
Median	7.00	
Standard Deviation	0.52	

Considering both the limitations and possibilities of the subject matter and the course, how would you rate the overall effectiveness of this course?



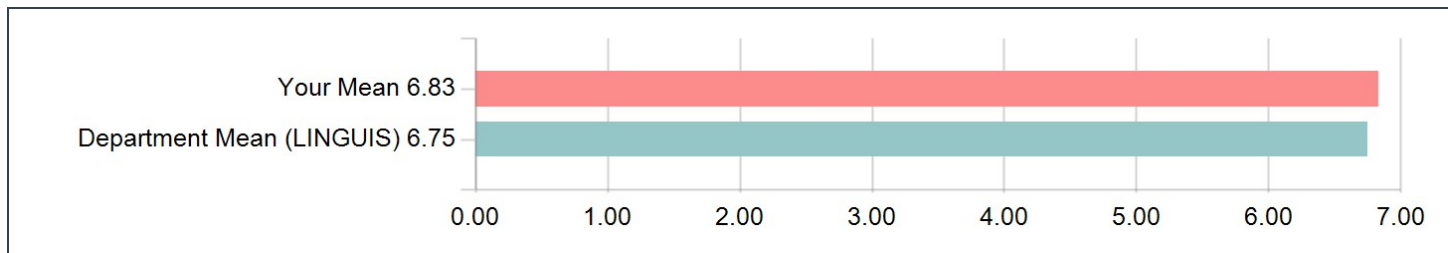
Considering both the limitations and possibilities of the subject matter and the course, how would you rate the overall effectiveness of this course?

Options	Count	Percentage
1-Not at all Effective	0	0.00%
2	0	0.00%
3	0	0.00%
4-Moderately Effective	0	0.00%
5	0	0.00%
6	0	0.00%
7-Extremely Effective	5	100.00%
Statistics		Value
Response Count		5
Mean		7.00
Median		7.00
Standard Deviation		0.00

DEPARTMENT PROVIDED INSTRUCTOR QUESTIONS:

Items in this section were selected by LINGUIS for inclusion on this evaluation.

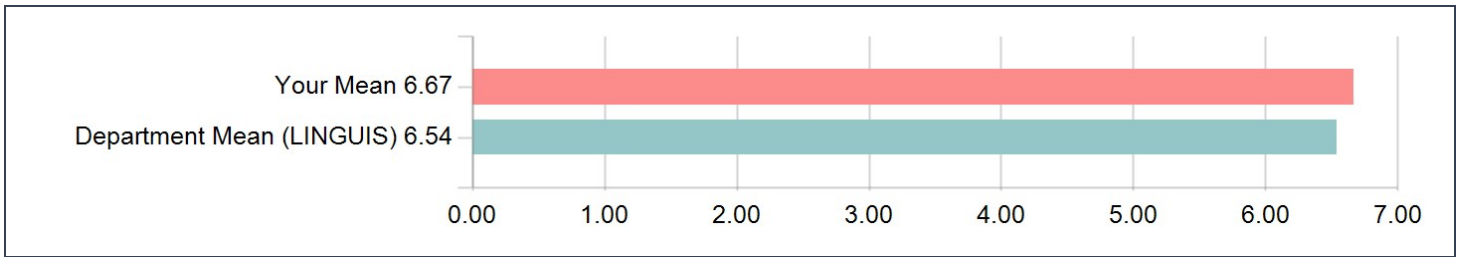
The GSI treats students with respect



The GSI treats students with respect

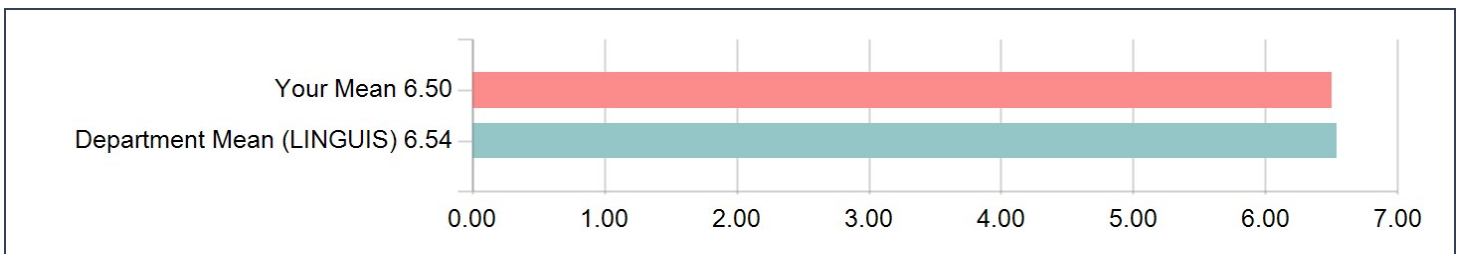
Options	Count	Percentage
1-Not at all	0	0.00%
2	0	0.00%
3	0	0.00%
4-Somewhat	0	0.00%
5	0	0.00%
6	1	16.67%
7-Very	5	83.33%
Statistics		Value
Response Count		6
Mean		6.83
Median		7.00
Standard Deviation		0.41

The GSI answers questions to your satisfaction



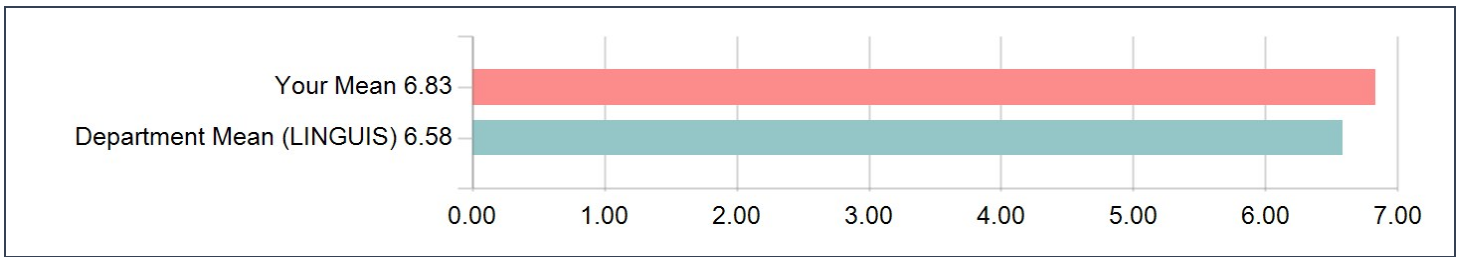
The GSI answers questions to your satisfaction		
Options	Count	Percentage
1-Not at all	0	0.00%
2	0	0.00%
3	0	0.00%
4-Somewhat	0	0.00%
5	1	16.67%
6	0	0.00%
7-Very	5	83.33%
Statistics	Value	
Response Count	6	
Mean	6.67	
Median	7.00	
Standard Deviation	0.82	

The GSI is easy to talk to



The GSI is easy to talk to		
Options	Count	Percentage
1-Not at all	0	0.00%
2	0	0.00%
3	0	0.00%
4-Somewhat	1	16.67%
5	0	0.00%
6	0	0.00%
7-Very	5	83.33%
Statistics	Value	
Response Count	6	
Mean	6.50	
Median	7.00	
Standard Deviation	1.22	

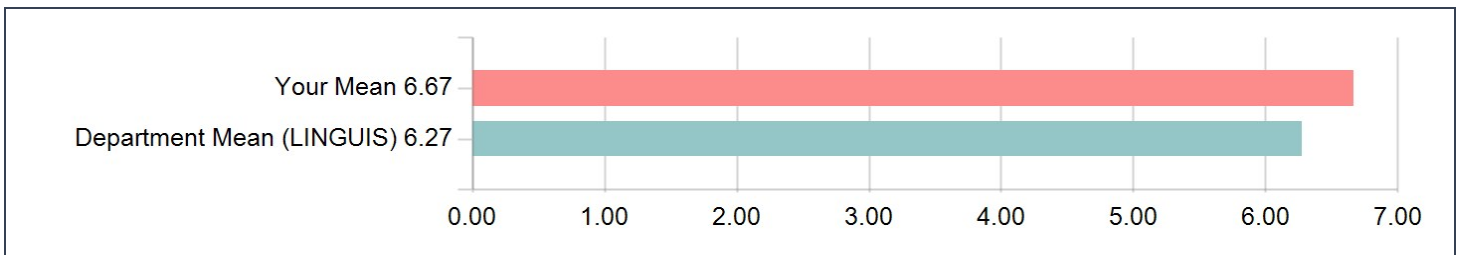
The GSI encourages students to ask questions, express opinions, and voice concerns



The GSI encourages students to ask questions, express opinions, and voice concerns

Options	Count	Percentage
1-Not at all	0	0.00%
2	0	0.00%
3	0	0.00%
4-Somewhat	0	0.00%
5	0	0.00%
6	1	16.67%
7-Very	5	83.33%
Statistics	Value	
Response Count	6	
Mean	6.83	
Median	7.00	
Standard Deviation	0.41	

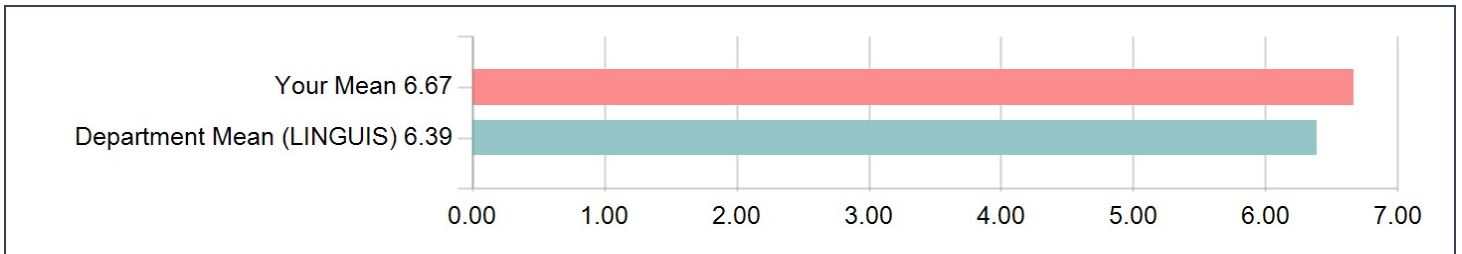
The GSI recognizes when the class does not understand the material



The GSI recognizes when the class does not understand the material

Options	Count	Percentage
1-Not at all	0	0.00%
2	0	0.00%
3	0	0.00%
4-Somewhat	0	0.00%
5	0	0.00%
6	2	33.33%
7-Very	4	66.67%
Statistics	Value	
Response Count	6	
Mean	6.67	
Median	7.00	
Standard Deviation	0.52	

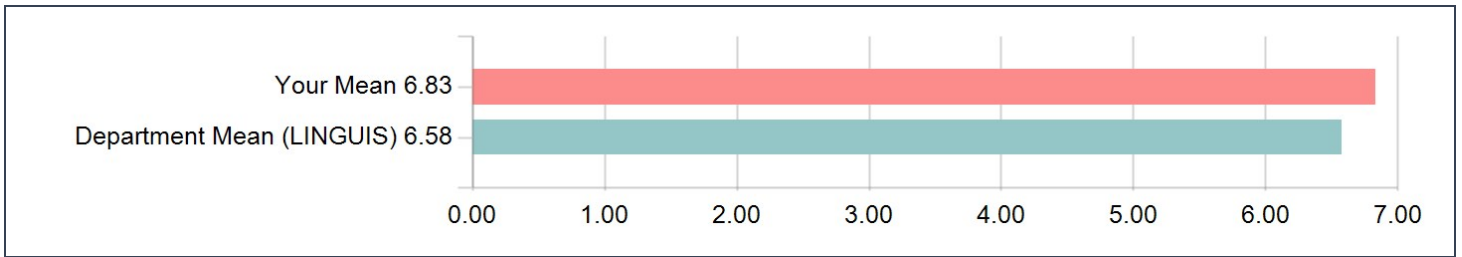
The GSI provided useful feedback on student work



The GSI provided useful feedback on student work

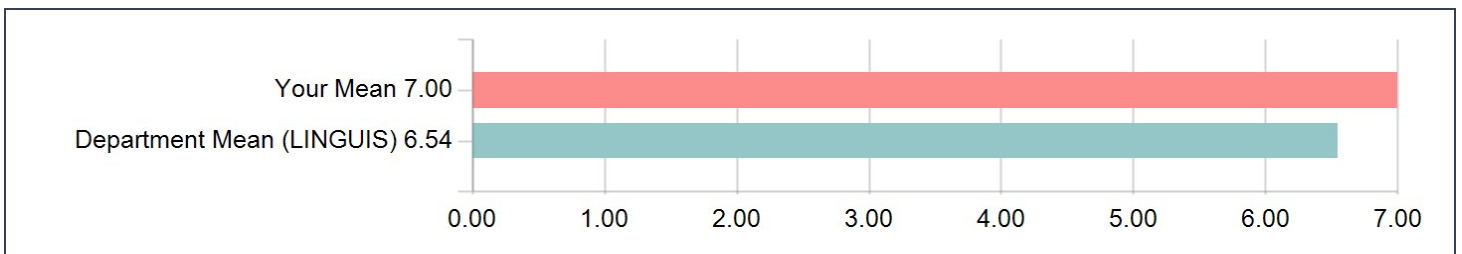
Options	Count	Percentage
1-Not at all	0	0.00%
2	0	0.00%
3	0	0.00%
4-Somewhat	0	0.00%
5	1	16.67%
6	0	0.00%
7-Very	5	83.33%
Statistics	Value	
Response Count	6	
Mean	6.67	
Median	7.00	
Standard Deviation	0.82	

The GSI is enthusiastic about subject matter



The GSI is enthusiastic about subject matter		
Options	Count	Percentage
1-Not at all	0	0.00%
2	0	0.00%
3	0	0.00%
4-Somewhat	0	0.00%
5	0	0.00%
6	1	16.67%
7-Very	5	83.33%
Statistics	Value	
Response Count	6	
Mean	6.83	
Median	7.00	
Standard Deviation	0.41	

GSI's sections have a clear sense of purpose



GSI's sections have a clear sense of purpose		
Options	Count	Percentage
1-Not at all	0	0.00%
2	0	0.00%
3	0	0.00%
4-Somewhat	0	0.00%
5	0	0.00%
6	0	0.00%
7-Very	5	100.00%
Statistics	Value	
Response Count	5	
Mean	7.00	
Median	7.00	
Standard Deviation	0.00	

What did you especially appreciate/not appreciate about your GSI? What could the GSI have done to make your learning experience better? What worked well? What didn't work? What could be improved?

Comments
Very kind and friendly. Appreciated your discussion sections very much!
edwin was very approachable and communicative and responded pretty quickly to emails which i appreciated a lot since everything is online and i can imagine how cluttered their inboxes can get. he answered questions very thoroughly and did a great job at explaining parts of the material that were more complex/confusing. edwin is an amazing GSI and i would love to have him again in the future.
One of the very few GSI that was really helpful with both the handouts and material! Great overall!! My only complaint would be to have bit more trees!
Edwin was an awesome GSI! He made sure everyone understood everything and participated in different ways. He asked students feedback consistently and ensured his students had all the tools to be successful on the homeworks and projects.
I liked section overall, he did his best and he's a good GSI.
It's great that Edwin stops and makes sure that each of us understands the subject.

Project Title: **Spring 2021 Evaluations**

Courses Audience: **14**
Responses Received: **6**
Response Ratio: **42.86%**

Subject Details

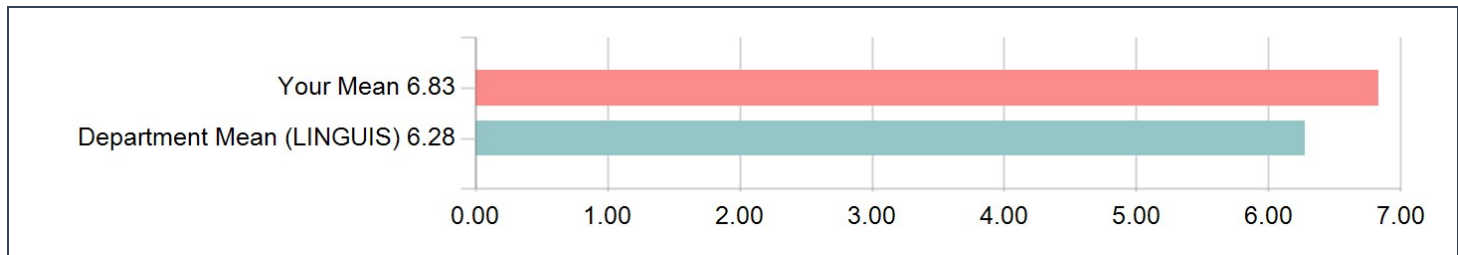
Name	LINGUIS 120 DIS 106 SYNTAX
DEPT_NAME	LINGUIS
DEPT_FORM	LINGUIS
EVALUATION_TYPE	G
First Name	Edwin
Last Name	Ko

FOR YOUR INFORMATION: Please note that "Department Mean" for each rating question is calculated using all sections in your department. This may include both Faculty and GSIs depending on whether the department has selected a question item to be used for both.

UNIVERSITY WIDE QUESTIONS (QUANTITATIVE/RATING):

The items in this section are asked across all courses at Berkeley.

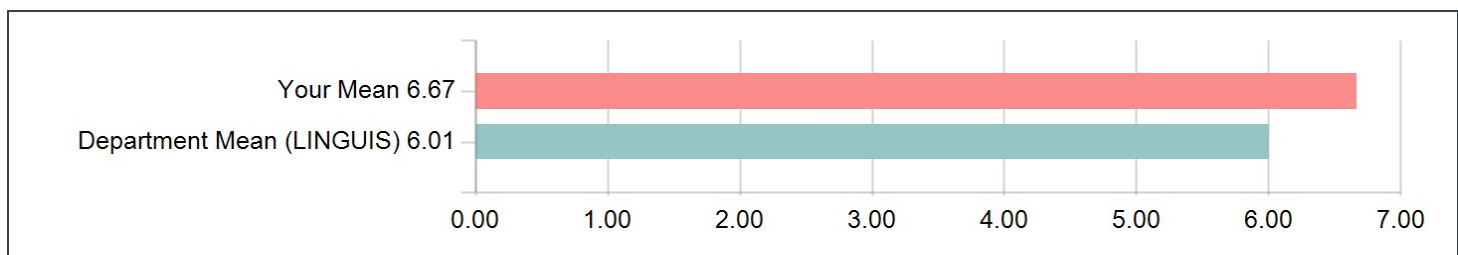
Considering both the limitations and possibilities of the subject matter and the course, how would you rate the overall effectiveness of this graduate student instructor?



Considering both the limitations and possibilities of the subject matter and the course, how would you rate the overall effectiveness of this graduate student instructor?

Options	Count	Percentage
1-Not at all Effective	0	0.00%
2	0	0.00%
3	0	0.00%
4-Moderately Effective	0	0.00%
5	0	0.00%
6	1	16.67%
7-Extremely Effective	5	83.33%
Statistics	Value	
Response Count	6	
Mean	6.83	
Median	7.00	
Standard Deviation	0.41	

Considering both the limitations and possibilities of the subject matter and the course, how would you rate the overall effectiveness of this course?



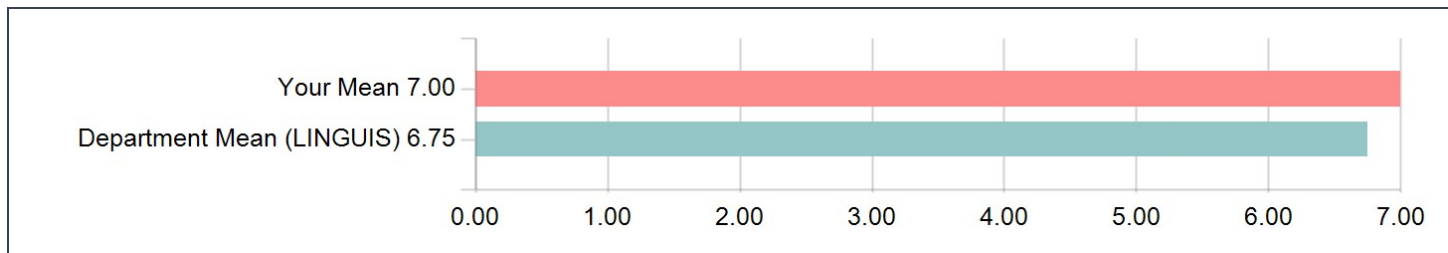
Considering both the limitations and possibilities of the subject matter and the course, how would you rate the overall effectiveness of this course?

Options	Count	Percentage
1-Not at all Effective	0	0.00%
2	0	0.00%
3	0	0.00%
4-Moderately Effective	0	0.00%
5	0	0.00%
6	2	33.33%
7-Extremely Effective	4	66.67%
Statistics	Value	
Response Count	6	
Mean	6.67	
Median	7.00	
Standard Deviation	0.52	

DEPARTMENT PROVIDED INSTRUCTOR QUESTIONS:

Items in this section were selected by LINGUIS for inclusion on this evaluation.

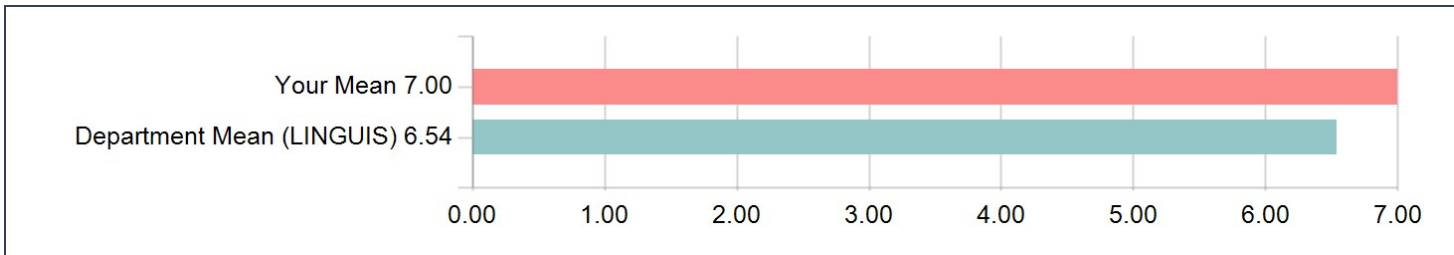
The GSI treats students with respect



The GSI treats students with respect

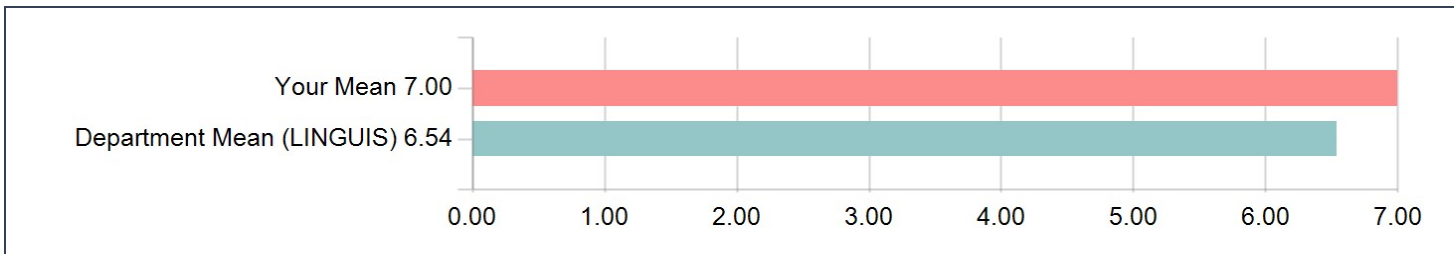
Options	Count	Percentage
1-Not at all	0	0.00%
2	0	0.00%
3	0	0.00%
4-Somewhat	0	0.00%
5	0	0.00%
6	0	0.00%
7-Very	6	100.00%
Statistics	Value	
Response Count	6	
Mean	7.00	
Median	7.00	
Standard Deviation	0.00	

The GSI answers questions to your satisfaction



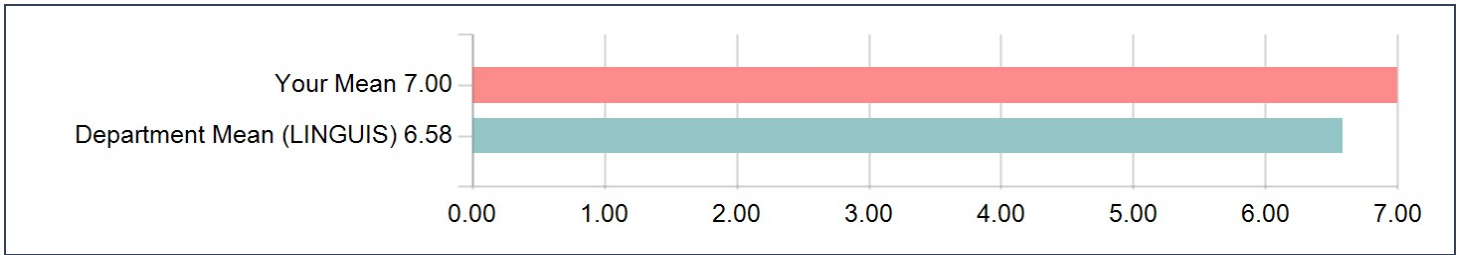
The GSI answers questions to your satisfaction		
Options	Count	Percentage
1-Not at all	0	0.00%
2	0	0.00%
3	0	0.00%
4-Somewhat	0	0.00%
5	0	0.00%
6	0	0.00%
7-Very	6	100.00%
Statistics	Value	
Response Count	6	
Mean	7.00	
Median	7.00	
Standard Deviation	0.00	

The GSI is easy to talk to



The GSI is easy to talk to		
Options	Count	Percentage
1-Not at all	0	0.00%
2	0	0.00%
3	0	0.00%
4-Somewhat	0	0.00%
5	0	0.00%
6	0	0.00%
7-Very	6	100.00%
Statistics	Value	
Response Count	6	
Mean	7.00	
Median	7.00	
Standard Deviation	0.00	

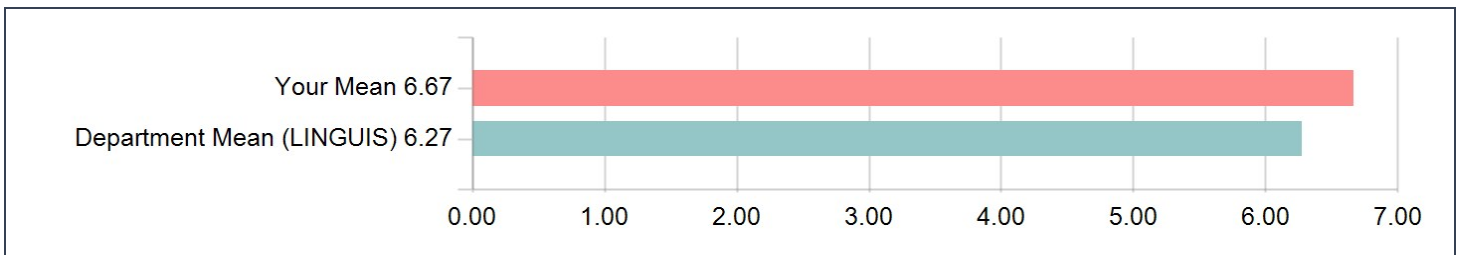
The GSI encourages students to ask questions, express opinions, and voice concerns



The GSI encourages students to ask questions, express opinions, and voice concerns

Options	Count	Percentage
1-Not at all	0	0.00%
2	0	0.00%
3	0	0.00%
4-Somewhat	0	0.00%
5	0	0.00%
6	0	0.00%
7-Very	6	100.00%
Statistics	Value	
Response Count	6	
Mean	7.00	
Median	7.00	
Standard Deviation	0.00	

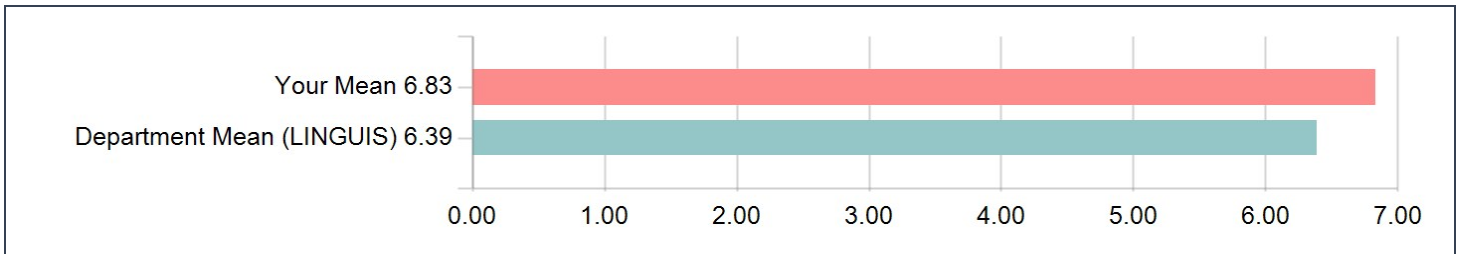
The GSI recognizes when the class does not understand the material



The GSI recognizes when the class does not understand the material

Options	Count	Percentage
1-Not at all	0	0.00%
2	0	0.00%
3	0	0.00%
4-Somewhat	0	0.00%
5	1	16.67%
6	0	0.00%
7-Very	5	83.33%
Statistics	Value	
Response Count	6	
Mean	6.67	
Median	7.00	
Standard Deviation	0.82	

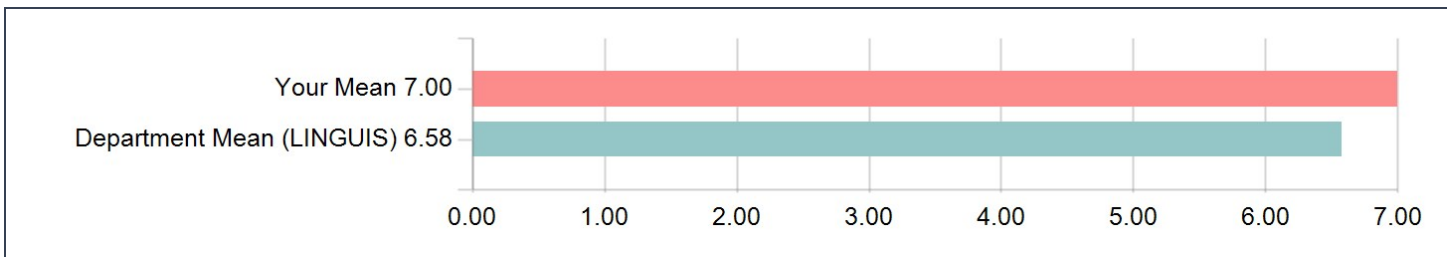
The GSI provided useful feedback on student work



The GSI provided useful feedback on student work

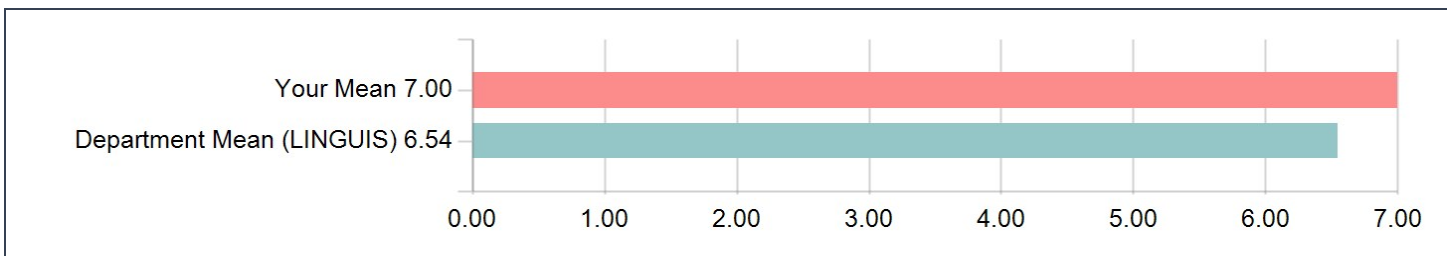
Options	Count	Percentage
1-Not at all	0	0.00%
2	0	0.00%
3	0	0.00%
4-Somewhat	0	0.00%
5	0	0.00%
6	1	16.67%
7-Very	5	83.33%
Statistics	Value	
Response Count	6	
Mean	6.83	
Median	7.00	
Standard Deviation	0.41	

The GSI is enthusiastic about subject matter



The GSI is enthusiastic about subject matter		
Options	Count	Percentage
1-Not at all	0	0.00%
2	0	0.00%
3	0	0.00%
4-Somewhat	0	0.00%
5	0	0.00%
6	0	0.00%
7-Very	6	100.00%
Statistics	Value	
Response Count	6	
Mean	7.00	
Median	7.00	
Standard Deviation	0.00	

GSI's sections have a clear sense of purpose



GSI's sections have a clear sense of purpose		
Options	Count	Percentage
1-Not at all	0	0.00%
2	0	0.00%
3	0	0.00%
4-Somewhat	0	0.00%
5	0	0.00%
6	0	0.00%
7-Very	6	100.00%
Statistics	Value	
Response Count	6	
Mean	7.00	
Median	7.00	
Standard Deviation	0.00	

What did you especially appreciate/not appreciate about your GSI? What could the GSI have done to make your learning experience better? What worked well? What didn't work? What could be improved?

Comments
really enjoyed the fun that he added to the class to make it more engaging. very helpful when we have questions and reviews the content well.
I loved Edwin's attitude and hands-on methods of reviewing class material
Edwin is very knowledgeable on the topics we discussed, he is always helpful and makes sure that the students understand by encouraging them to participate in the discussion section.
Very effective. Clearly knows what he is talking about and the worksheets usually have clear connection and use related to the topics in the class. Seems like he also does a lot of behind the scenes gradescope / course management work which I am very grateful for as well since the class runs quite smoothly